



UNIVERSITY OF CHEMICAL TECHNOLOGY
AND
METALLURGY - SOFIA



***p*-TERT-BUTYLCALIX[4]ARENE TETRAKIS(N,N-DIMETHYLACETAMIDE) AS A
SECOND LIGAND IN THE COMPLEXATION OF TRIVALENT LANTHANOIDS
WITH THENOYLTRIFLUOROACETONE IN SOLUTION AND INVESTIGATION OF
A SOLID Eu(III) COMPLEX**

Maria Atanassova^{a*}, Nikolay Vassilev^b, Zoran Mazimakoski^a
and Ivan Dukov^a

^aUniversity of Chemical Technology and Metallurgy,
Department of General and Inorganic Chemistry

^bInstitute of Organic Chemistry with Centre of Phytochemistry,
Bulgarian Academy of Sciences



International Year of
CHEMISTRY
2011

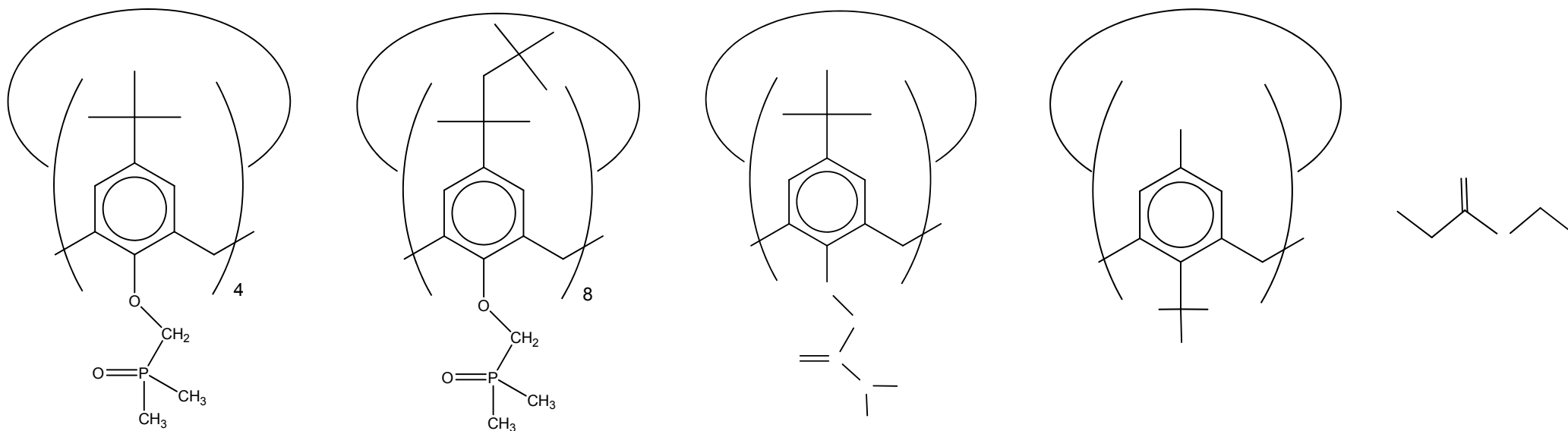


Seventh National Conference on Chemistry

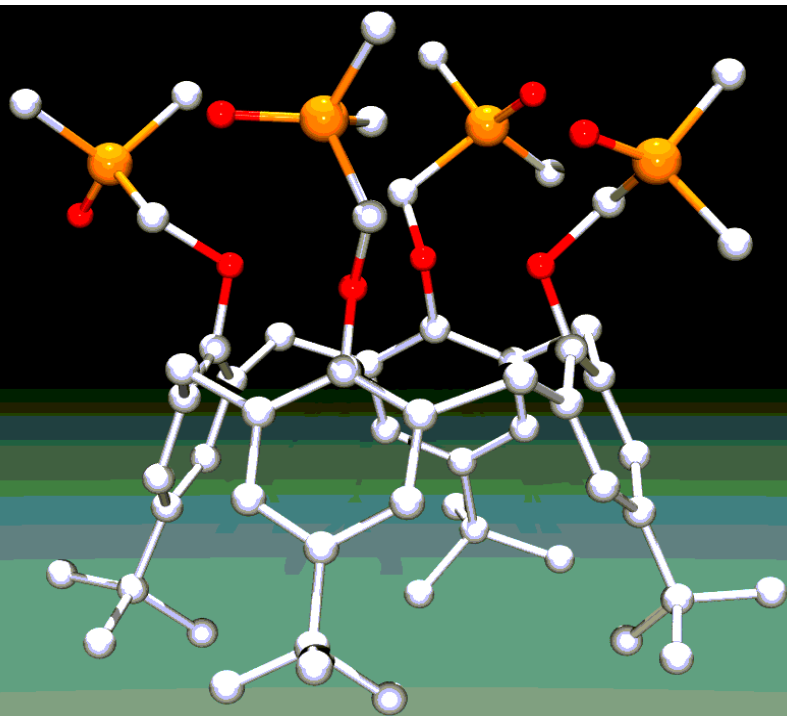
**International Conference on Green Technologies
and Environmental Protection**

26 - 29 May 2011, Sofia, Bulgaria





Scheme 1. Structural formulas of the 5,11,17,23-tetra-*tert*-butyl-25,26,27,28-tetrakis-(dimethylphosphinoylmethoxy)calix[4]arene, 5,11,17,23,29,35,41,47-octa(1,1,3,3-tetramethylbutyl)-49,50,51,52,53,54,55,56-octakis(dimethylphosphinoyl-methyleneoxy) calix[8]arene and *tert*-butylcalix[4]arene tetrakis(N,N-dimethylacetamide), 4-*tert*-butylcalix[4]arene-tetraacetic acid tetraethyl ester [R1-R3].




[R1] L. Saulnier, **S. Varbanov**, R. Scopelliti, M. Elhabriri, J.-C. G. Bünzli, J. Chem. Soc. Dalton Trans (1999) 3919.

[R2] F. M. Ramirez, **S. Varbanov**, C. Cecile, G. Muller, N. F. Rouge, R. Scopelliti, J.-C. G. Bünzli, J. Chem. Soc., Dalton Trans. (2002) 4505.

[R3] E. Tashev, M. Atanassova, S. Varbanov, T. Tosheva, S. Shenkov, A.-S. Chauvin, I. Dukov, Sep. Purif. Technol. 64 (2008) 170.

$$SC = \log \frac{D_{1,2}}{D_1 + D_2} \quad SC > 0$$



Conditions for synergistic extraction of a metal [R4]:

- One of the extractants is capable of neutralizing the charge of the metal ion, preferably forming a chelate complex.
- The second extractant (synergist) is capable of displacing any residual co-ordinated water from the metal complex and of rendering it less hydrophilic.
- The second extractant is not hydrophilic and is co-ordinated less strongly than the first (chelating) extractant.
- The maximum co-ordination number and the geometry of the ligands are favourable.



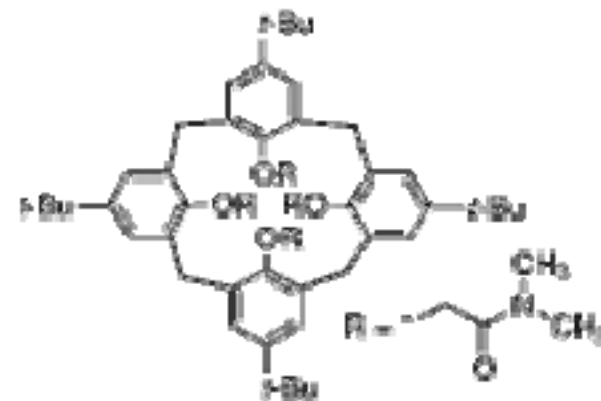
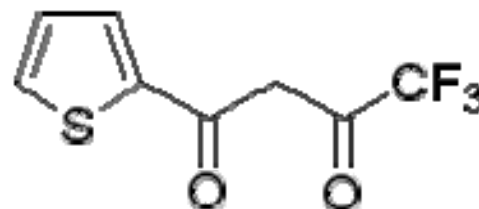
The aims of the present study:

- solvent extraction of the 4f-series metals with mixture of the chelating extractant thenoyltrifluoroacetone (HTTA) and tert-butylcalix[4]arene tetrakis(N,N-dimethylacetamide) (S)
- the stoichiometry of the extracted complexes in the organic phase
- the synergistic enhancement
- the possibilities for the separation of the metals
- to prepare a solid complex of Eu(III) with these extractants and to determine its structure with elemental analysis, IR, ^1H NMR and ^{19}F NMR.

Rare Earth Elements

														Y 39
La	Ce	Pr	Nd	Pm	Sm	Eu	Gd	Tb	Dy	Ho	Er	Tm	Yb	Lu
57	58	59	60	61	62	63	64	65	66	67	68	69	70	71
Lanthanides														

H																	He
Li	Be											B	C	N	O	F	Ne
Na	Mg											Al	Si	P	S	Cl	Ar
K	Ca	Sc	Ti	V	Cr	Mn	Fe	Co	Ni	Cu	Zn	Ga	Ge	As	Se	Br	Kr
Rb	Sr	Y	Zr	Nb	Mo	Tc	Ru	Rh	Pd	Ag	Cd	In	Sn	Sb	Te	I	Xe
Cs	Ba	Lu	Hf	Ta	W	Re	Os	Ir	Pt	Au	Hg	Tl	Pb	Bi	Po	At	Rn
Fr	Ra	An	Lr														



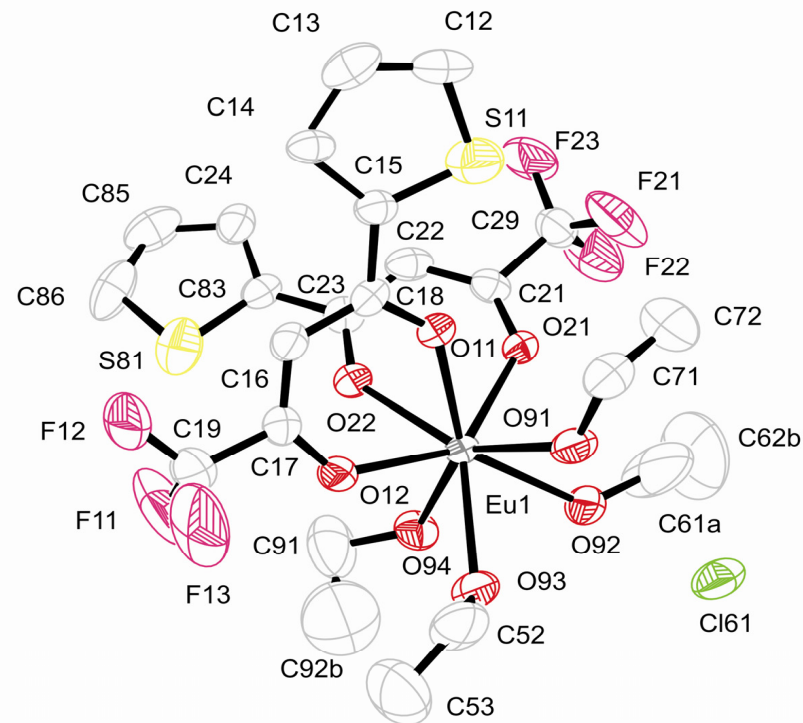
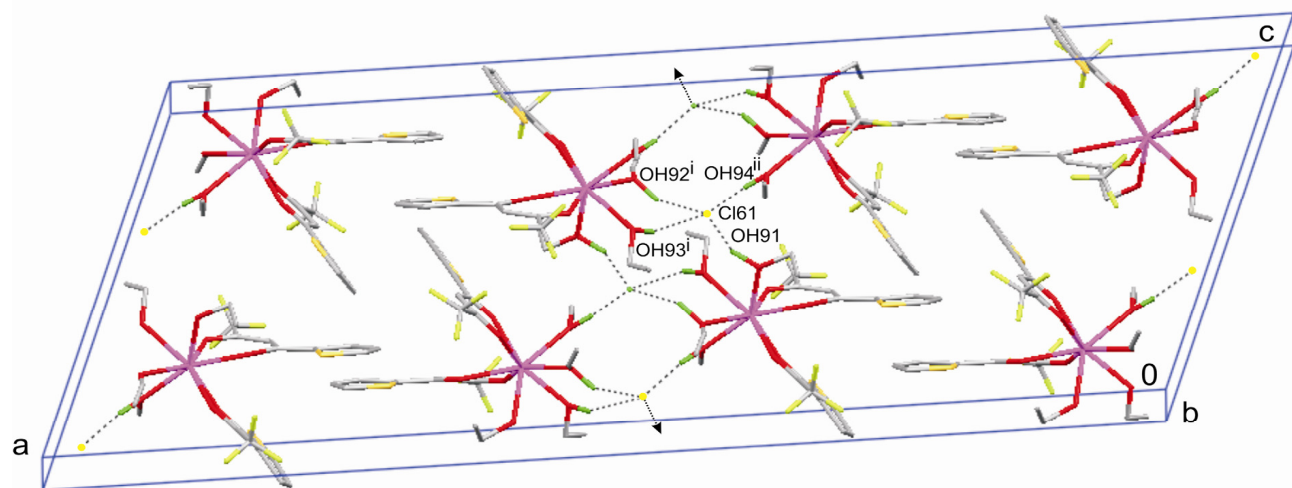
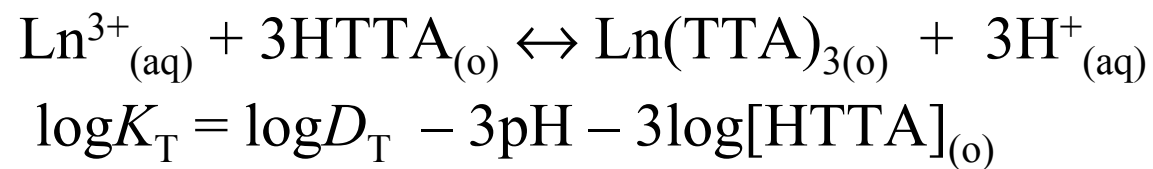
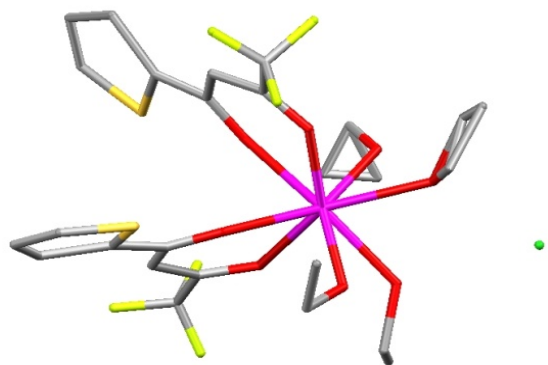


Fig. R1. View of the molecular packing in $[\text{Eu}(\text{TTA})_2(\text{C}_2\text{H}_5\text{OH})_4]\text{Cl}$. Hydrogen bonds are represented by dotted lines [R5].

Fig. R2. View of the structure of the complex $[\text{Eu}(\text{TTA})_2(\text{C}_2\text{H}_5\text{OH})_4]\text{Cl}$. [R5]

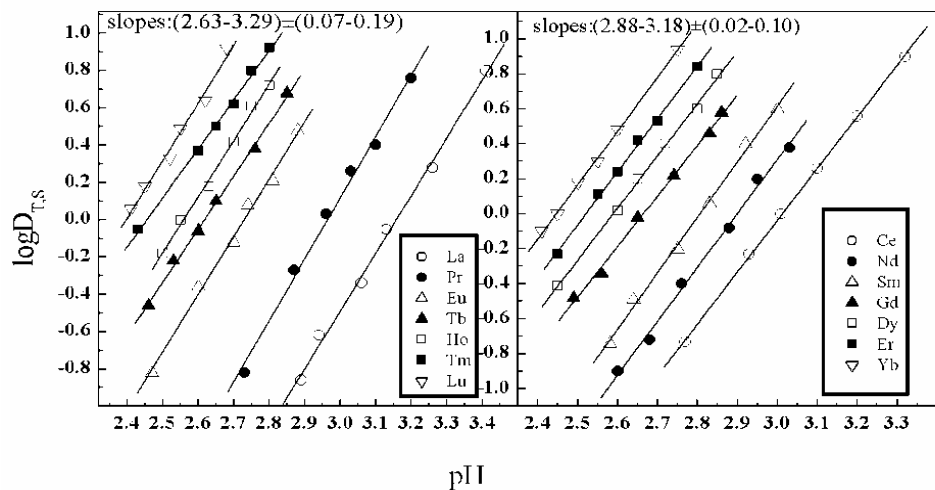


Figure 1. $\log D_{T,S}$ vs pH for the extraction of lanthanoid(III) ions with mixture HTTA–S at $[HTTA]=4 \times 10^{-2} \text{ mol/dm}^3$ and $[S]=5 \times 10^{-4} \text{ mol/dm}^3$.

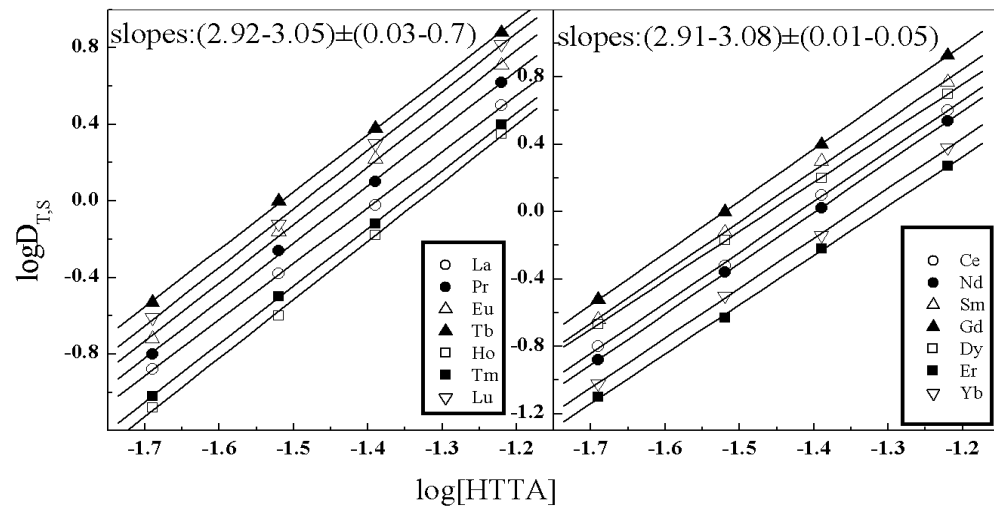


Figure 2. $\log D_{T,S}$ vs $[HTTA]$ for the extraction of lanthanoid(III) ions with mixture HTTA–S at $[S]=5 \times 10^{-4} \text{ mol/dm}^3$.

La, pH=3.15; Pr, pH=3.00; Eu, pH=2.80; Tb, pH=2.75;

Ho, pH=2.50; Tm, pH=2.45; Lu, pH=2.50.

Ce, pH=3.05; Nd, pH=2.90; Sm, pH=2.90; Gd, pH=2.80;

Dy, pH=2.65; Er, pH=2.45; Yb, pH=2.40.

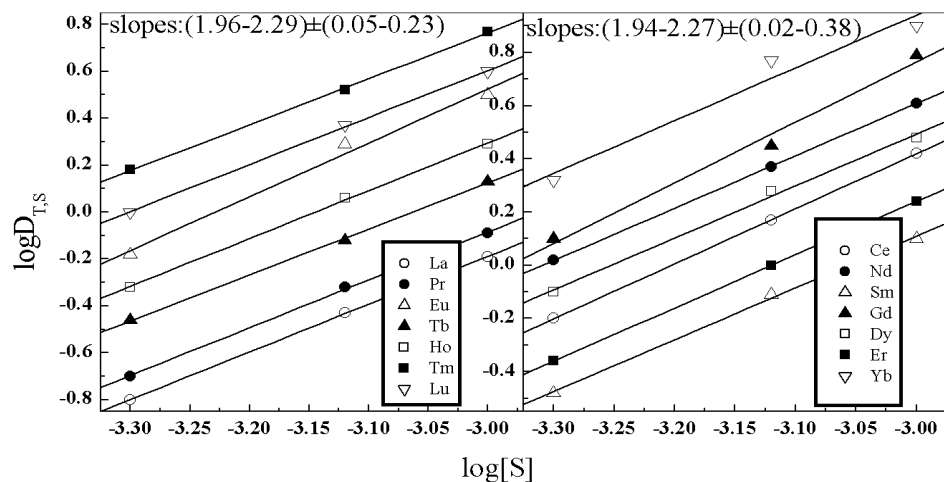


Figure 3. $\log D_{T,S}$ vs. $[S]$ for the extraction of lanthanoid(III) ions with mixture HTTA–S at $[HTTA]=4 \times 10^{-2} \text{ mol/dm}^3$.

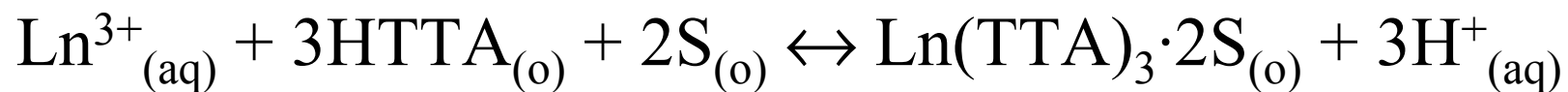
La, pH=2.90; Pr, pH=2.75; Eu, pH=2.70; Tb, pH=2.45;

Ho, pH=2.45; Tm, pH=2.55; Lu, pH=2.40.

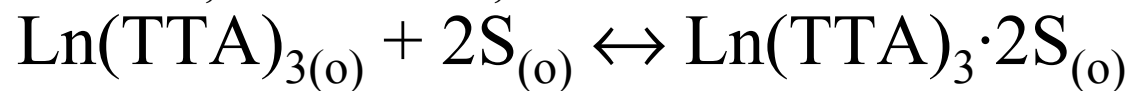
Ce, pH=2.95; Nd, pH=2.90; Sm, pH=2.65; Gd, pH=2.70;

Dy, pH=2.55; Er, pH=2.40; Yb, pH=2.55.





$$\log K_{\text{T,S}} = \log D_{\text{T,S}} - 3 \log [\text{HTTA}] - 2 \log [\text{S}] - 3 \text{pH}$$



$$\log \beta_{\text{T,S}} = \log K_{\text{T,S}} - \log K_{\text{T}}$$



Ho
Tm
Yb
Tb





International Year of
CHEMISTRY
2011

Table 1. Values of the equilibrium constants K_T , $K_{T,S}$, and $\beta_{T,S}$ and synergistic coefficients for lanthanoids extraction with the HTTA–S mixture.

Ln^{3+}	$\log K_T[30]$	$\log K_{T,S}$	$\log \beta_{T,S}$	pH_{50} (HTTA)	pH_{50} (HTTA–S)	SC	S.F. (HTTA)
La	-10.50	1.29	11.79	4.89	3.16	5.19	3.24
Ce	-9.99	1.74	11.73	4.72	3.02	5.13	2.89
Pr	-9.53	1.90	11.43	4.57	2.97	4.83	1.51
Nd	-9.35	2.10	11.45	4.51	2.89	4.85	4.67
Sm	-8.68	2.38	11.06	4.29	2.80	4.46	1.0
Eu	-8.55	2.61	11.16	4.24	2.73	4.56	1.99
Gd	-8.40	2.78	11.18	4.19	2.66	4.58	2.0
Tb	-8.22	2.92	11.14	4.13	2.62	4.54	1.74
Dy	-7.98	3.03	11.01	4.05	2.59	4.41	1.34
Ho	-7.87	3.11	10.98	4.02	2.56	4.38	1.34
Er	-7.76	3.23	10.99	3.98	2.52	4.39	2.34
Tm	-7.40	3.33	10.73	3.86	2.49	4.13	1.85
Yb	-7.14	3.47	10.61	3.77	2.45	4.01	1.42
Lu	-6.99	3.60	10.59	3.72	2.41	3.99	

Notes: The values of the equilibrium constants are calculated on the basis of the 42 experimental points; statistical confidence is 95% and standard deviation is less than ± 0.05 .

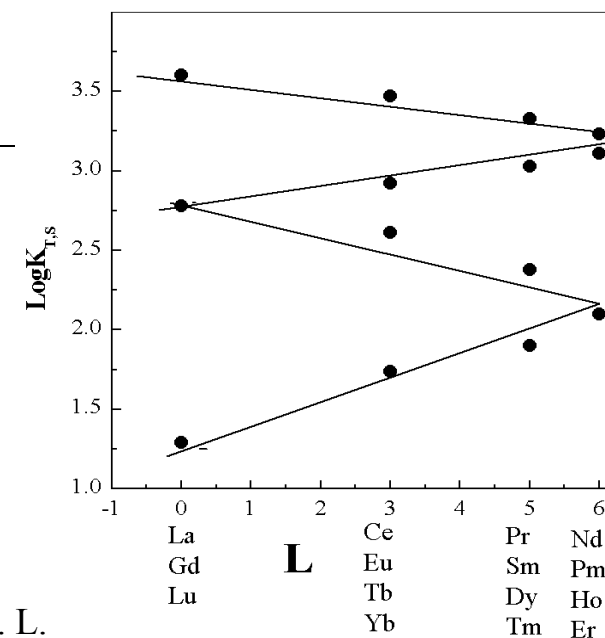


Figure 4. $\log K_{T,S}$ vs. L.

SF	Ce	Pr	Nd	Sm	Eu	Gd	Tb	Dy	Ho	Er	Tm	Yb	Lu
La	2.82	4.07	6.45	12.3	20.89	30.9	42.65	54.95	66.06	87.9	109.6	151.4	204.2
Ce		1.44	2.29	4.36	7.41	10.9	15.13	19.49	23.44	30.9	38.9	53.7	72.4
Pr			1.58	3.02	5.12	7.58	10.47	13.48	16.22	21.37	26.9	37.2	50.1
Nd				1.9	3.23	4.78	6.6	8.51	10.23	13.48	16.9	23.4	31.6
Sm					1.69	2.51	3.46	4.46	5.37	7.07	8.91	12.3	16.5
Eu						1.47	2.04	2.63	3.16	4.16	5.24	7.24	9.77
Gd							1.38	1.77	2.13	2.82	3.54	4.89	6.60
Tb								1.28	1.54	2.04	2.57	3.54	4.78
Dy									1.20	1.58	1.99	2.75	3.72
Ho										1.32	1.66	2.29	3.09
Er											1.25	1.74	2.34
Tm												1.38	1.86
Yb													1.34

Table 2. Values of separation factors between the adjacent lanthanoid elements obtained using a mixture HTTA-S.

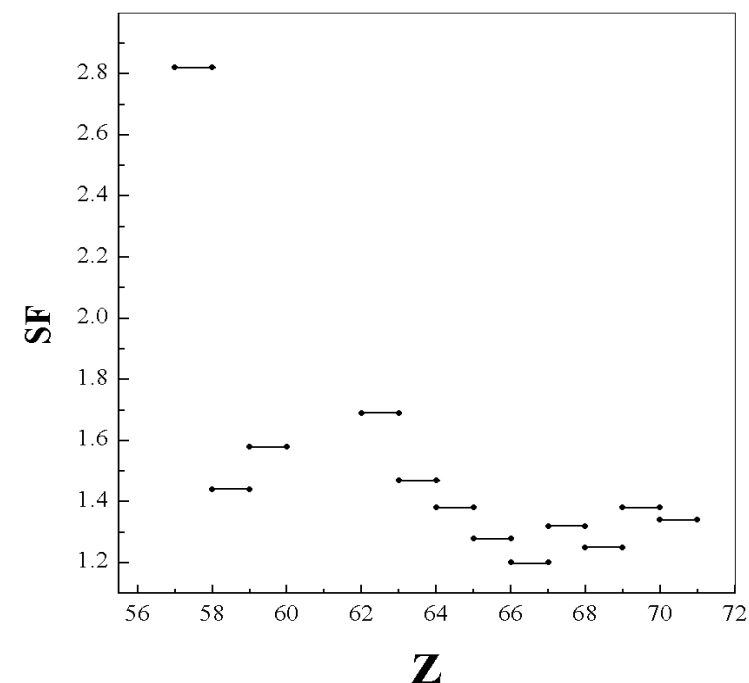
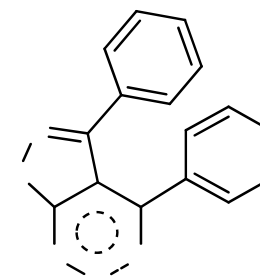


Figure 5. SFs of adjacent lanthanoid pairs vs. Z.

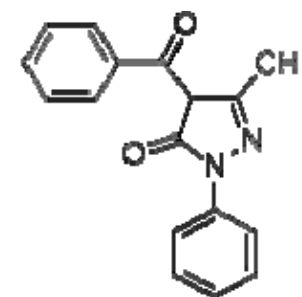


Systems	Nd/La	Eu/Nd	Ho/Eu	Lu/Ho
HTTA-calix[4]arene with P=O donor groups [R6]	21.37	6.60	3.72	3.80
HTTA-amidecalix[4]arene present study	6.45	3.23	3.16	3.08
HTTA-DPSO [R10]	41.74	4.26	5.24	3.46
HTTA-DB24C8 [R9]	6.76	3.31	5.37	3.16
HTTA - DB18C6 [R9]	13.58	3.72	6.45	7.94
HTTA-calix[4]arene with C=O donor groups [R7]	4.07	2.69	5.12	4.57
HP-calix[4]arene with P=O donor groups [R8]	15.1	3.98	4.57	2.75
HP-calix[8]arene with P=O donor groups [R4]	14.2	4.46	2.57	2.88
HPBI-amedecalix[4]arene [R11]	3.38	2.04	3.09	3.31
HPBI-calix[4]arene with P=O donor groups [R12]	6.20	3.90	1.90	2.20
N1923- ^t Bu[4]CH ₂ COOH [R14]	6.38	3.88	1.01	0.43
HP-sec-octylphenoxyacetic acid [R13]	3.14	1.03	1.09	0.99

Table R1. Values of separation factors of some lanthanoid pairs obtained with different systems [R7].]



HPBI



HP

[R7] Atanassova M., (2011) *Microchimica Acta* DOI 10.1007/s00604-011-0609-0.

[R8] Atanassova M, Lachkova V, Vassilev N, Varbanov S, Dukov I (2007) *J Includ Phenom Macrocycl Chem* 58:173.

[R9] Atanassova M, Dukov I (2005) *Sep Sci Technol* 40:1103.

[R10] Atanassova M, Dukov I (2009) *J Solut Chem* 38:289.

[R11] Petrova M A, Lachkova V, Vassilev N, Varbanov S (2010) *Ind Eng Chem Res* 49:6189.

[R12] Atanassova M, Lachkova V, Vassilev N, Varbanov S, Dukov I (2010) *Polyhedron* 29:655.

[R13] Tong S, Song N, Jia Q, Liao W (2009) *Sep Purif Technol* 69:97.

[R14] He W, Liao W, Niu C, Li D (2008) *Sep Purif Technol* 62:674.

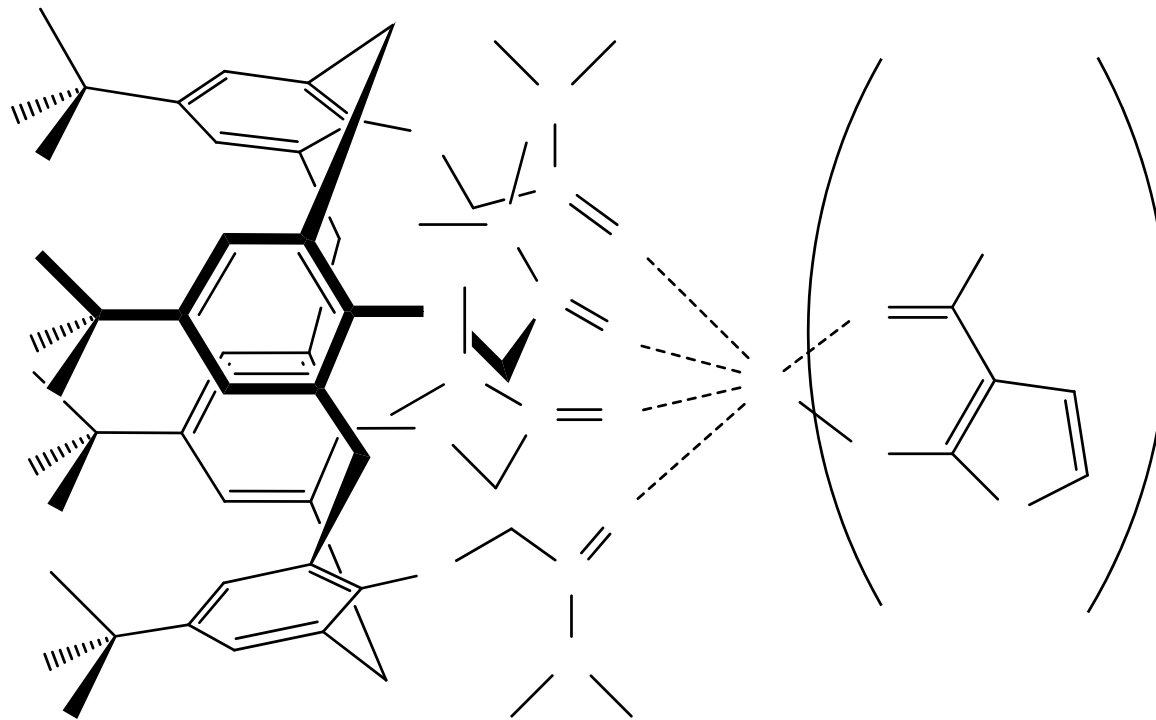
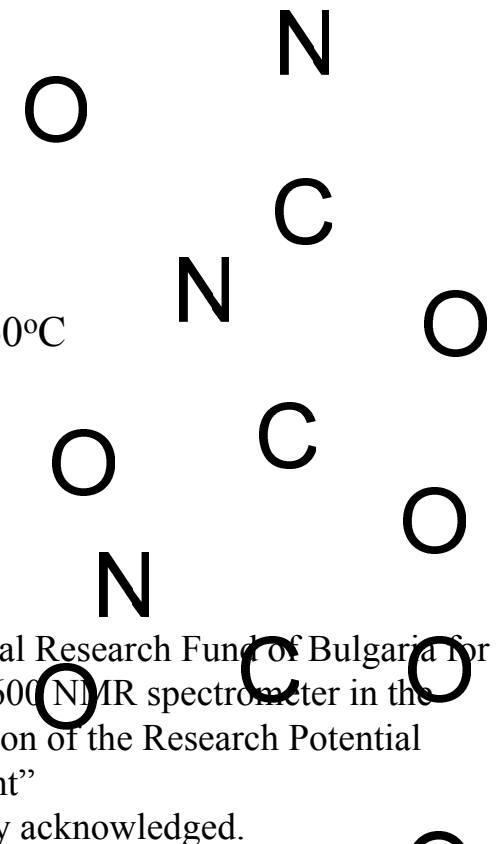


Figure 6. Proposed structure of the solid complex $\text{Eu}(\text{TTA})_3 \cdot \text{S}$ with m.p. 360°C on the basis of elemental analysis, IR, ^1H and ^{19}F NMR data.



Acknowledgements

The financial support by the National Research Fund of Bulgaria for the purchase of Bruker Avance II+ 600 NMR spectrometer in the framework of the Program "Promotion of the Research Potential through Unique Scientific Equipment" (Project UNA-17/2005) is gratefully acknowledged.




Conclusion

- 14 lanthanoids were synergistically extracted
- thenoyltrifluoroacetone and amide-containing calix[4]arene were used
- the composition of the extracted species were $\text{Ln}(\text{TTA})_3 \cdot 2\text{S}$
- the stoichiometry of the solid Eu^{3+} complex was found to be $\text{Eu}(\text{TTA})_3 \cdot \text{S}$
- the used system offer higher synergistic enhancements and good selectivity



Thank you for your attention!



International Year of
CHEMISTRY
2011



Henri Louis le Chatelier

